

BCAP0650 P270
BCAP1200 P270
BCAP1500 P270
BCAP2000 P270
BCAP3000 P270



FEATURES AND BENEFITS

- Ultra-low internal resistance
- Highest power performance available
- Lowest RC time constant
- 2.7 V operating voltage
- Over 1,000,000 duty cycles
- Proprietary material science and packaging technology
- Threaded terminal or weldable post versions

APPLICATIONS

- Automotive subsystems
- Back-up power
- Grid stabilization
- Hybrid drive trains
- Rail system power
- Transportation
- Utility vehicles

PRODUCT SPECIFICATIONS

CAPACITANCE	BCAP0650	BCAP1200	BCAP1500	BCAP2000	BCAP3000
Nominal capacitance	650 F	1,200 F	1,500 F	2,000 F	3,000 F
Tolerance capacitance	-0% / +20%	-0% / +20%	-0% / +20%	-0% / +20%	-0% / +20%
VOLTAGE					
Rated voltage	2.7 V DC	2.7 V DC	2.7 V DC	2.7 V DC	2.7 V DC
Surge voltage	2.85 V DC	2.85 V DC	2.85 V DC	2.85 V DC	2.85 V DC
Maximum operating voltage	N/A				
RESISTANCE					
ESR, DC Max., room temperature	0.8 mΩ	0.58 mΩ	0.47 mΩ	0.35 mΩ	0.29 mΩ
ESR, 1kHz (Max.)	0.6 mΩ	0.44 mΩ	0.35 mΩ	0.26 mΩ	0.24 mΩ
TEMPERATURE					
Operating temperature range Stored uncharged	-40°C to +65°C	-40°C to +65°C	-40°C to +65°C	-40°C to +65°C	-40°C to +65°C
Storage temperature range Cell case temperature	-40°C to +70°C	-40°C to +70°C	-40°C to +70°C	-40°C to +70°C	-40°C to +70°C
POWER					
Pd	6,800 W/kg	5,800 W/kg	6,600 W/kg	6,900 W/kg	5,900 W/kg
Pmax	18,900 W/kg	15,900 W/kg	18,500 W/kg	19,400 W/kg	14,800 W/kg
ENERGY					
E _{max}	4.11 Wh/kg	4.67 Wh/kg	5.42 Wh/kg	5.63 Wh/kg	5.96 Wh/kg

BCAP0650 P270
BCAP1200 P270
BCAP1500 P270
BCAP2000 P270
BCAP3000 P270



PRODUCT SPECIFICATIONS (cont.)

DC LIFESPAN	BCAP0650	BCAP1200	BCAP1500	BCAP2000	BCAP3000
Endurance At rated voltage and 65°C.	1,500 hours	1,500 hours	1,500 hours	1,500 hours	1,500 hours
Capacitance change % of rated value	≤20%	≤20%	≤20%	≤20%	≤20%
Internal resistance change % of rated value	≤60%	≤60%	≤60%	≤60%	≤60%
Life test At rated voltage and 25°C.	10 years	10 years	10 years	10 years	10 years
Capacitance change % of rated value	≤20%	≤20%	≤20%	≤20%	≤20%
Internal resistance change % of rated value	≤100%	≤100%	≤100%	≤100%	≤100%
CYCLE LIFE					
Cycles Between specified voltage and half rated voltage under constant current at 25°C.	1 million	1 million	1 million	1 million	1 million
Capacitance change % of rated value	≤20%	≤20%	≤20%	≤20%	≤20%
Internal resistance change % of rated value	≤100%	≤100%	≤100%	≤100%	≤100%
SHELF LIFE					
Shelf Life Uncharged over storage temperature	2 years	2 years	2 years	2 years	2 years
Capacitance change % of rated value	10% decrease	10% decrease	10% decrease	10% decrease	10% decrease
ESR change % of rated value	50% increase	50% increase	50% increase	50% increase	50% increase
CURRENT					
Maximum continuous current	62 A	81 A	97 A	123 A	147 A
Maximum peak current, 1 sec	575 A	955 A	1,185 A	1,585 A	2,165 A
Leakage current, I_{LC} After 72 hours. Initial leakage current can be higher.	1.5 mA	2.7 mA	3.0 mA	4.2 mA	5.2 mA
CONNECTION					
Terminal	Threaded or Weldable				
SIZE					
Dimensions (L x W x H) (mm)	See drawings				
Weight	0.16kg	0.26kg	0.28kg	0.36kg	0.51kg

BCAP0650 P270
BCAP1200 P270
BCAP1500 P270
BCAP2000 P270
BCAP3000 P270



PRODUCT SPECIFICATIONS (cont.)

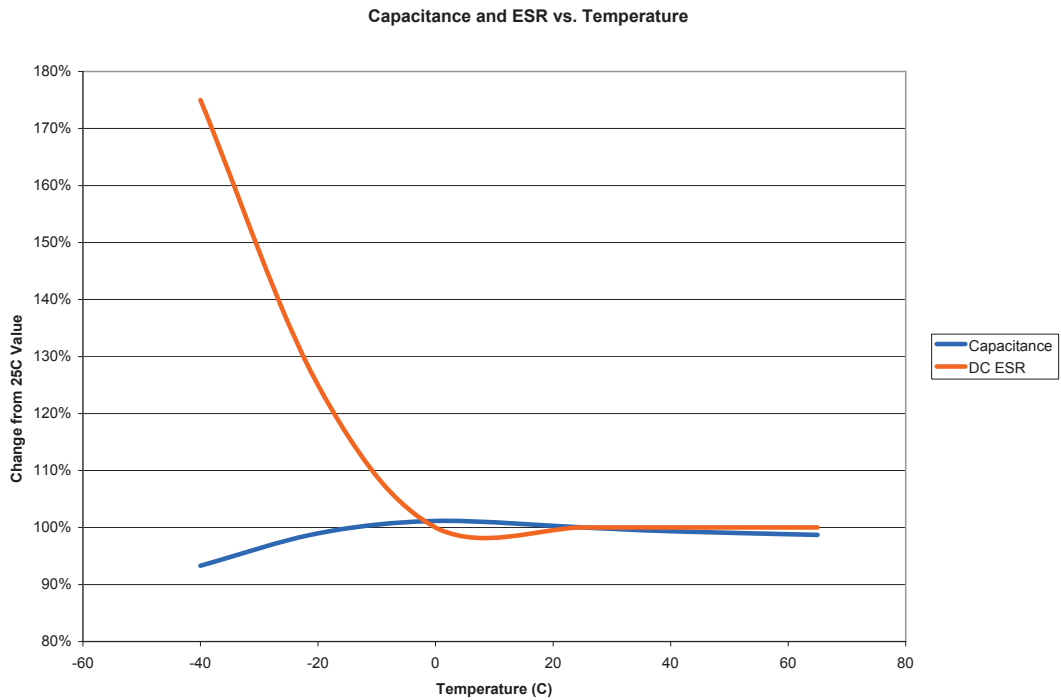
RATINGS AND SAFETY

Vibration resistance	For all: ISO 16750, SAE J2380				
Short circuit current (Isc) CAUTION: Current possible with short circuit from rated voltage Do not use as an operating current.	3,350 A	4,650 A	5,700 A	7,700 A	9,300 A

TYPICAL CHARACTERISTICS

THERMAL CHARACTERISTICS

Thermal resistance (Rth)	6.5°C/W	5.3°C/W	4.5°C/W	3.8°C/W	3.2°C/W
--------------------------	---------	---------	---------	---------	---------



ADDITIONAL TECHNICAL INFORMATION

Capacitance and ESR, DC measured per document no. 1007239, available at www.maxwell.com.

Unless specified, all specifications are at 25°C

I_c = leakage current after 72 hours at 25°C

$$I_{sc} \text{ (short circuit current)} = \frac{V_{RATED}}{ESR}$$

R_{th} = thermal resistance

$$E_{max} = \frac{\frac{1}{2} CV^2}{3,600 \times mass}$$

$$P_{max} = \frac{V^2}{\frac{4R (1kHz)}{mass}}$$

$$P_d = \frac{0.12V^2}{\frac{R (DC)}{mass}}$$

$$\text{Maximum Peak Current (1 sec)} = \frac{\frac{1}{2} V}{ESR(DC) + \frac{1}{C}}$$

BCAP0650 P270
BCAP1200 P270
BCAP1500 P270
BCAP2000 P270
BCAP3000 P270



MOUNTING RECOMMENDATIONS

Do not reverse polarity.

Maximum torque for M12 screw terminals is 14Nm.

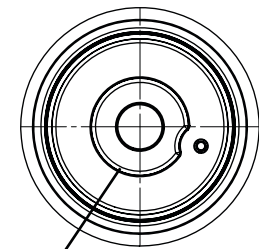
Cells are designed to be connected into series or parallel strings.

Clean terminals before mounting.

MARKINGS

Capacitors are marked with the following information - Rated capacitance and rated voltage as well as energy/ power type indication in the product naming. Serial number, name of manufacturer, positive and negative terminal, warning marking.

DIMENSIONS



022.9

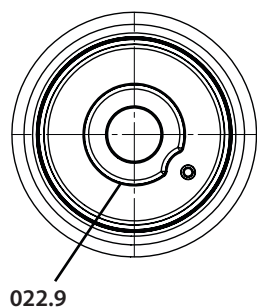


Part Number	Volume	L (±0.3mm)	D ₁ (±0.2mm)	D ₂ (±0.7mm)
BCAP0650 P270 K04 02	0.211 L	51.5 mm (±0.5mm)	60.4mm	60.7mm
BCAP1200 P270 K04 02	0.294 L	74 mm	60.4mm	60.7mm
BCAP1500 P270 K04 02	0.325 L	85 mm	60.4mm	60.7mm
BCAP2000 P270 K04 02	0.373 L	102 mm	60.4mm	60.7mm
BCAP3000 P270 K04 02	0.475 L	138 mm	60.4mm	60.7mm

BCAP0650 P270
BCAP1200 P270
BCAP1500 P270
BCAP2000 P270
BCAP3000 P270



DIMENSIONS (cont.)



Part Number	Volume	L (±0.3mm)	D ₁ (±0.2mm)	D ₂ (±0.7mm)	D ₃ (±0.05mm)
BCAP0650 P270 K05 02	0.15 L	51.5 mm (±0.5mm)	60.4mm	60.7mm	14mm
BCAP1200 P270 K05 02	0.233 L	74 mm	60.4mm	60.7mm	14mm
BCAP1500 P270 K05 02	0.264 L	85 mm	60.4mm	60.7mm	14mm
BCAP2000 P270 K05 02	0.312 L	102 mm	60.4mm	60.7mm	14mm
BCAP3000 P270 K05 02	0.414 L	138 mm	60.4mm	60.7mm	14mm

Product dimensions are for reference only unless otherwise identified. Product dimensions and specifications may change without notice. Please contact Maxwell Technologies directly for any technical specifications critical to application.

DATA
SUPPLIED
BY

YEG Components

www.yegcomponents.com

YEG Components (a division of Young Electronics Group)

Coronation Road, Cressex Business Park, High Wycombe, Buckinghamshire HP12 3TA

Tel: +44 (0) 1494 753500 Fax: +44 (0) 1494 753501 Email: sales@youngelectronics.com

US Free Call: +1 877 511 4324
Fax: +1 858 503 3301

Online: www.maxwell.com • Email: info@maxwell.com

Fax: +86 21 5836 5620